



[www.fa-mag.com](http://www.fa-mag.com)



[www.pw-mag.com](http://www.pw-mag.com)

Sponsored by



Produced by



Sponsored by





# Finding Yield with ETFs

# Today's Presenters

---

Moderator

Tom Lydon

Editor

ETF Trends

Speaker

Joseph Becker

Sr. Fixed Income & Equity  
Income Product Strategist

Invesco PowerShares

Speaker

Howard Silverblatt

Sr. Index Analyst

S&P Indices



# Outline

---

- ▶ Will interest rates stay the same or rise?
- ▶ Economic affects on interest rates
- ▶ How to position clients no matter the interest rate environment
- ▶ Ways to access yield through ETFs

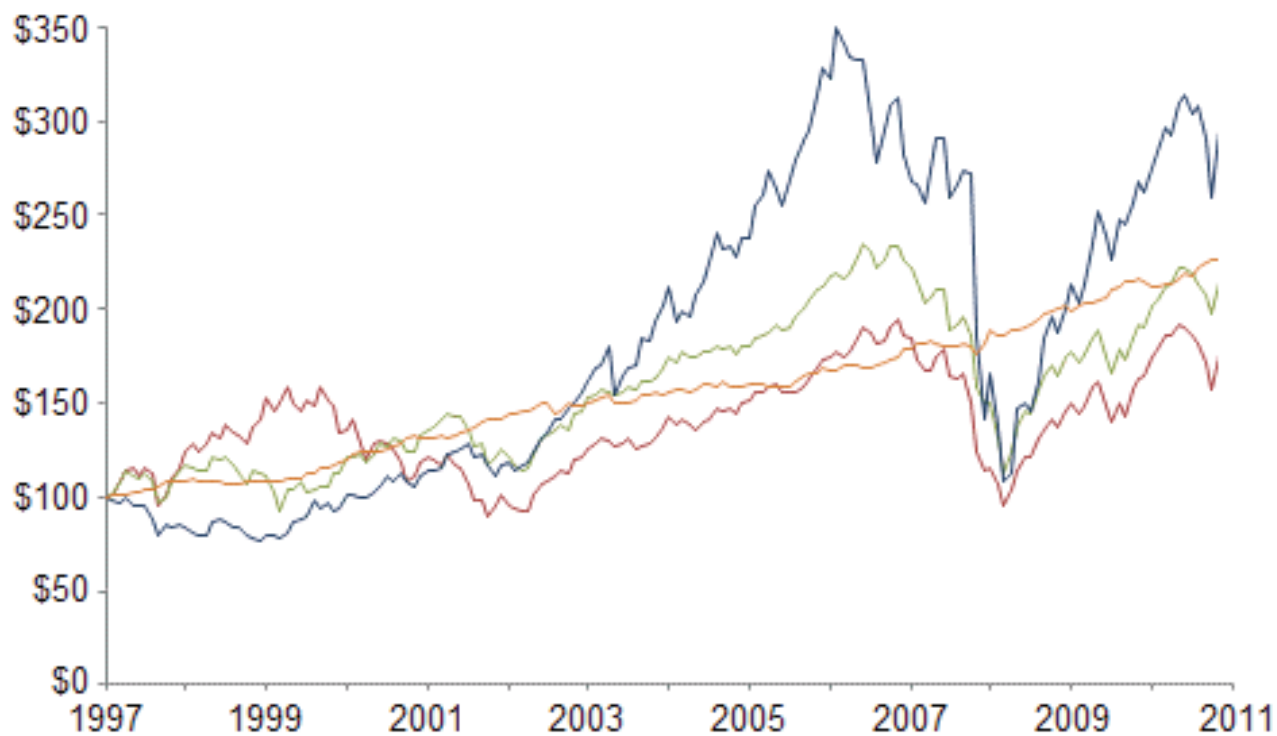
# Interest Rate Environment

---

- ▶ Federal Reserve
- ▶ Outlook for 2012
- ▶ Positioning client portfolios



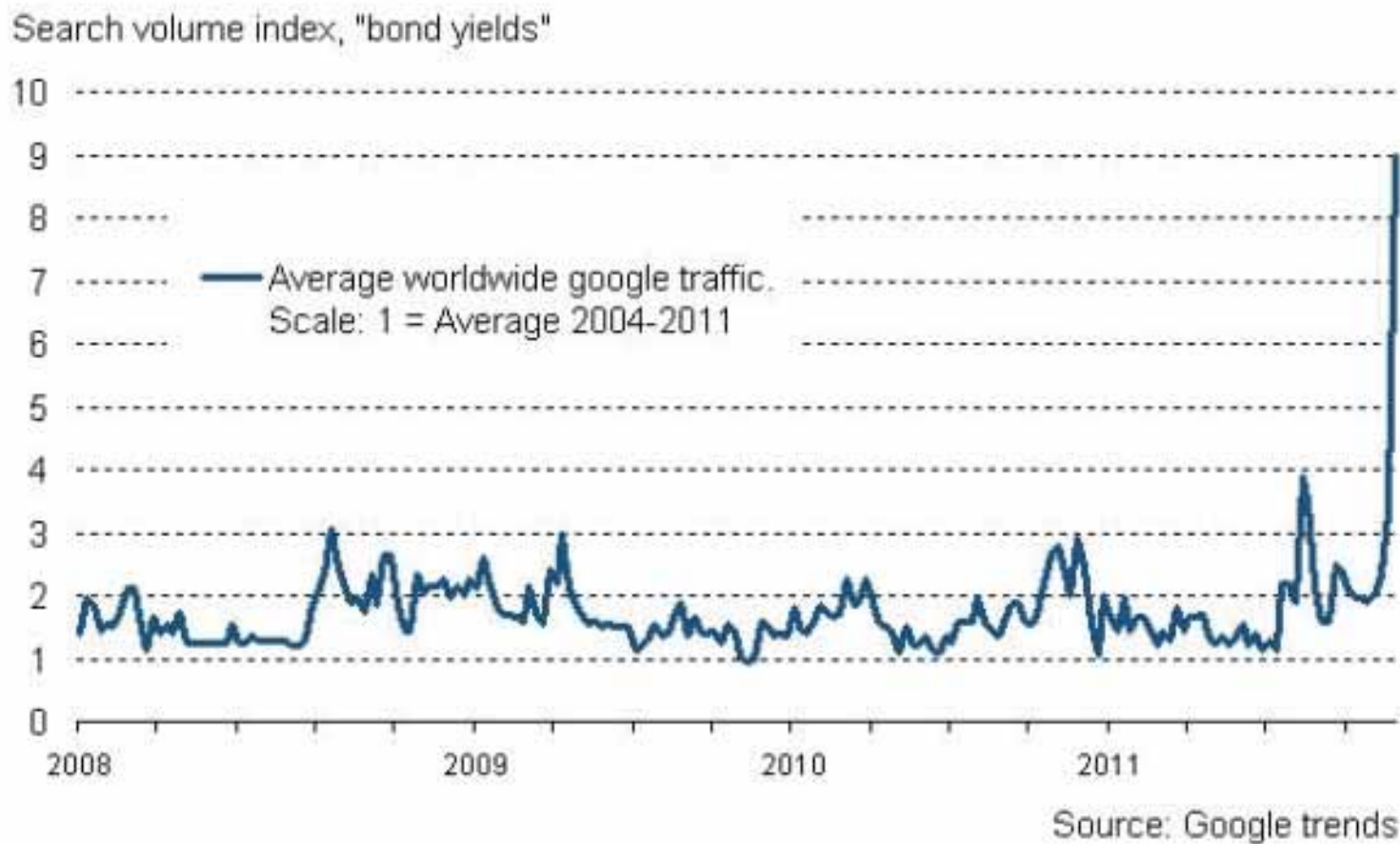
# Return vs. Yield



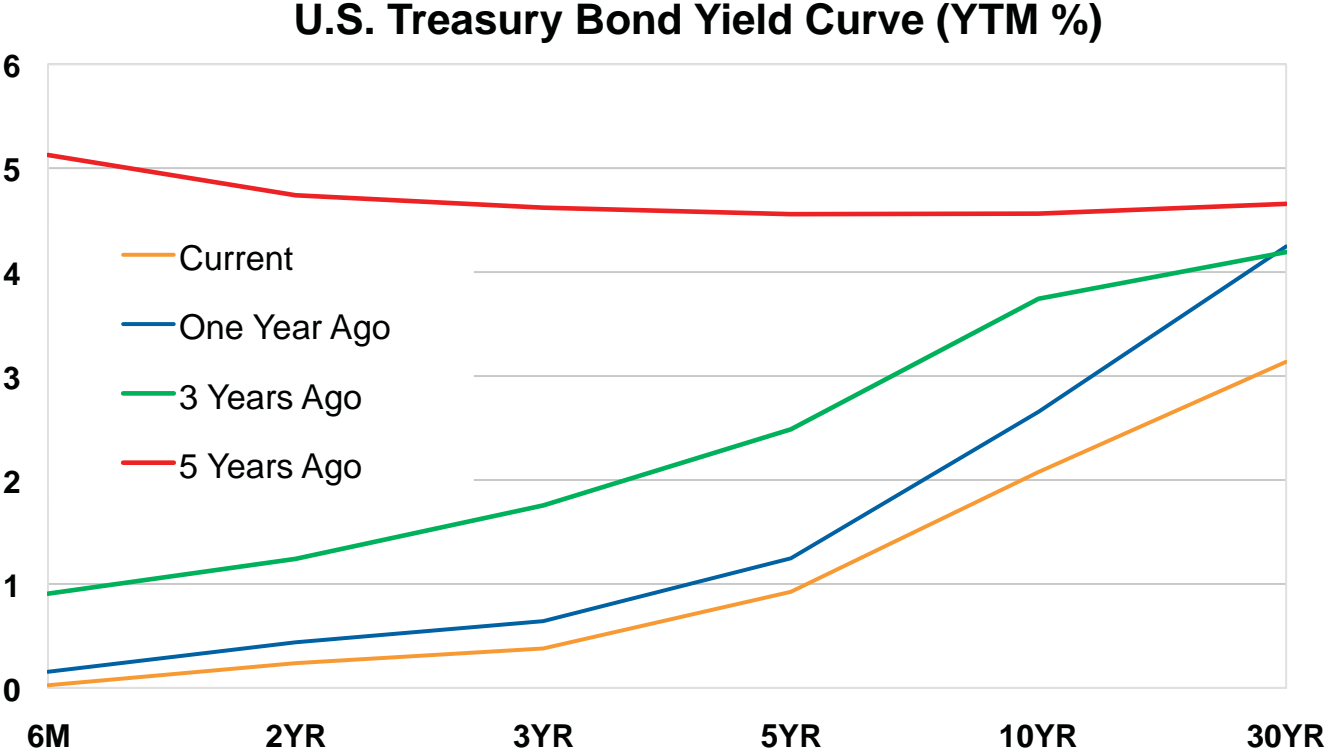
	Annualized Return	Standard Deviation	Dividend yield/ Yield to maturity
— U.S. stocks	4.2%	17.3%	2.2%
— Dividend stocks	5.7%	15.3%	3.7%
— REITs	8.2%	23.4%	4.1%
— Bonds	6.1%	3.6%	2.3%

Source: Vanguard

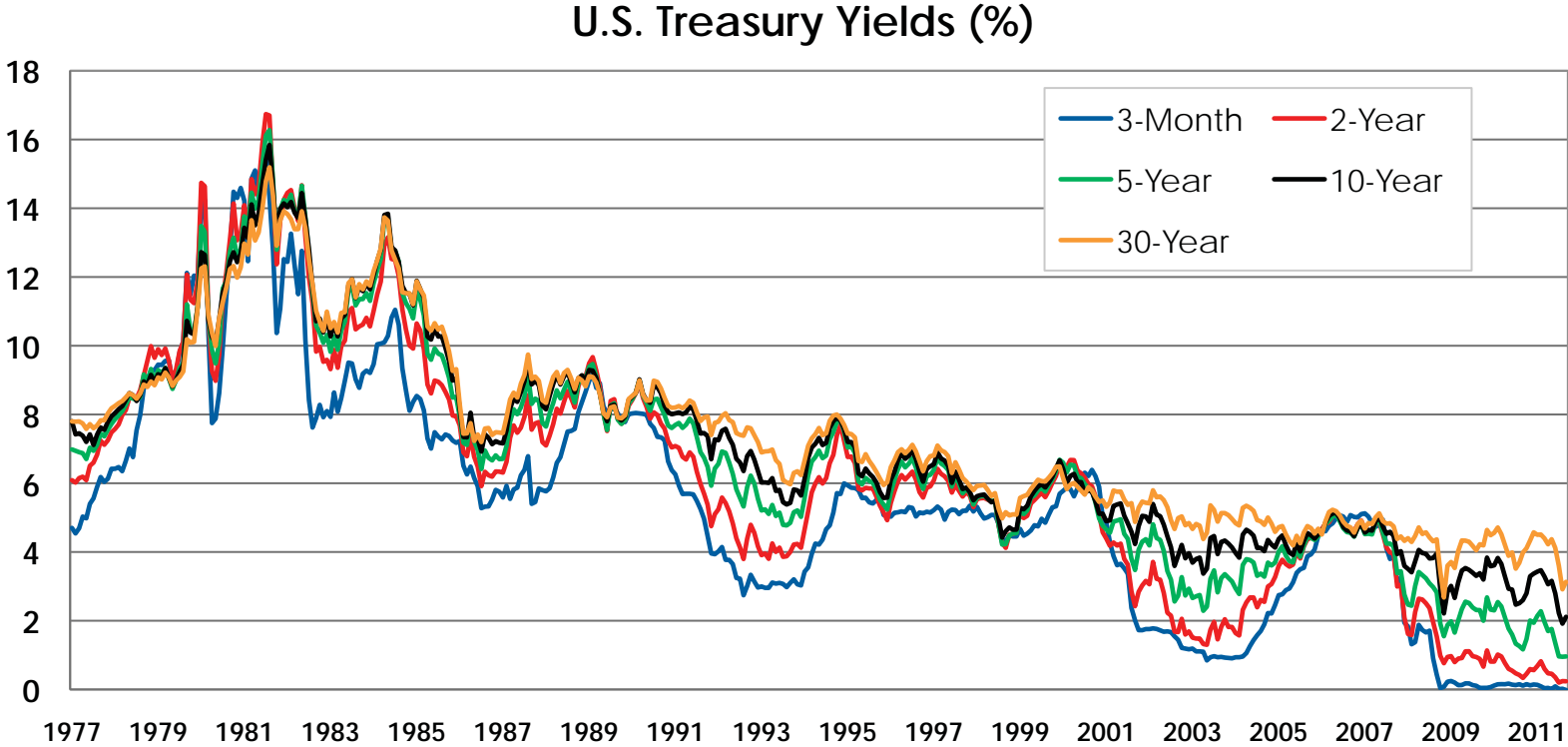
# Bond Yields Go Mainstream



# U.S. Treasury Yield Curve



# Historical U.S. Treasury Yields

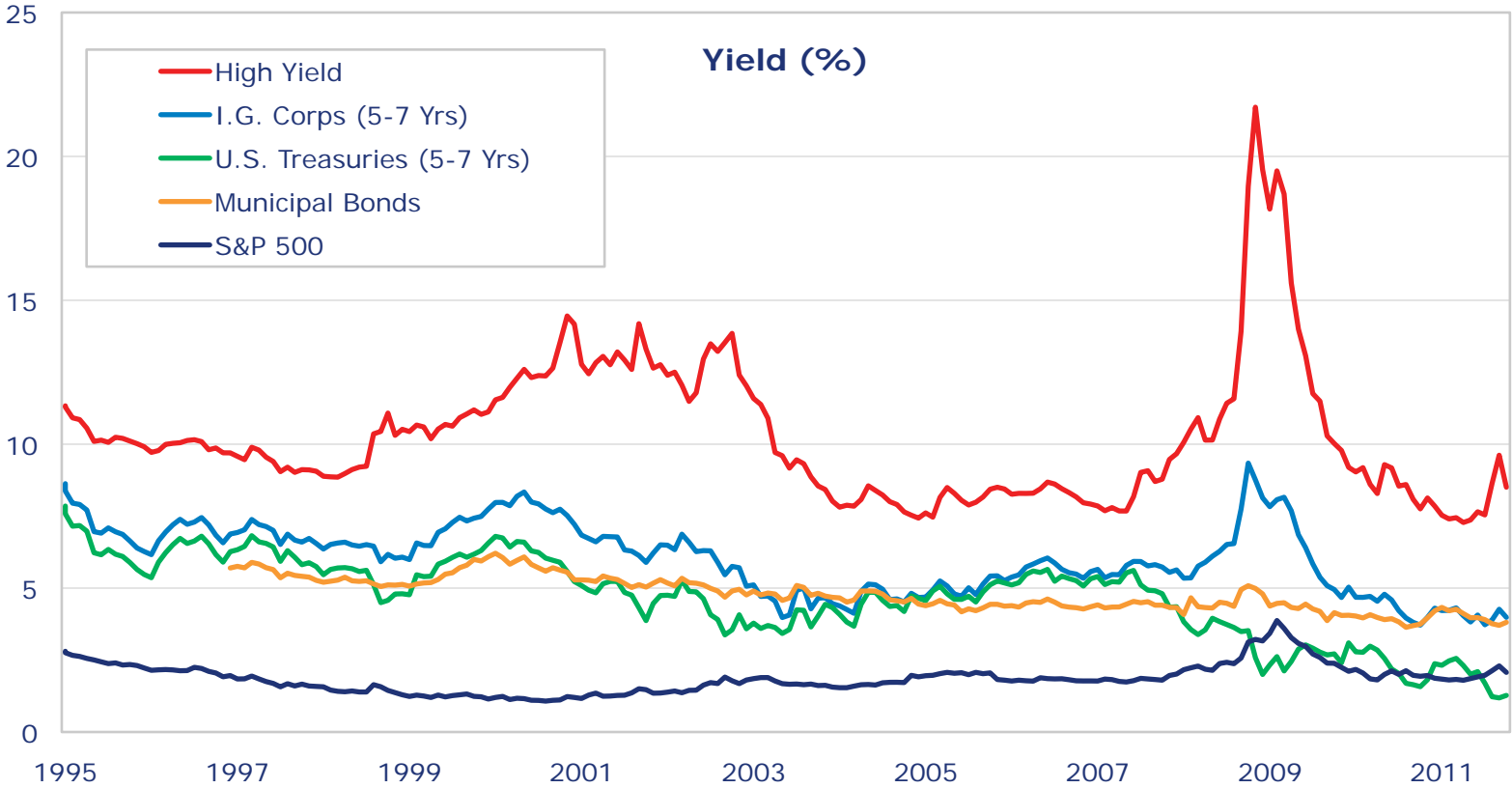


# Fixed-Income Risk and the Economy

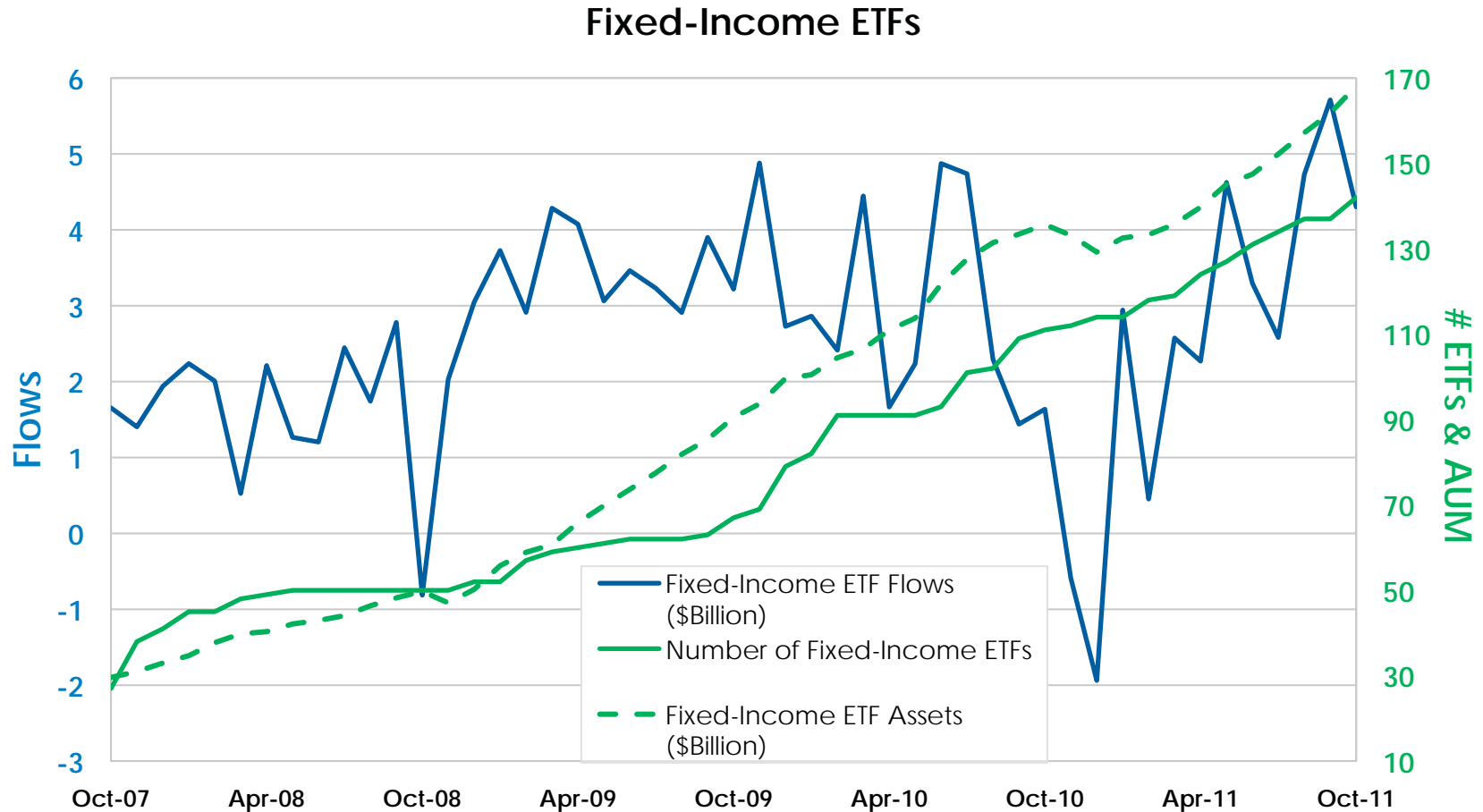
---

	Weaker Economy	Stronger Economy
Credit Risk	Higher	Lower
Duration Risk	Lower	Higher

# Historical Yields

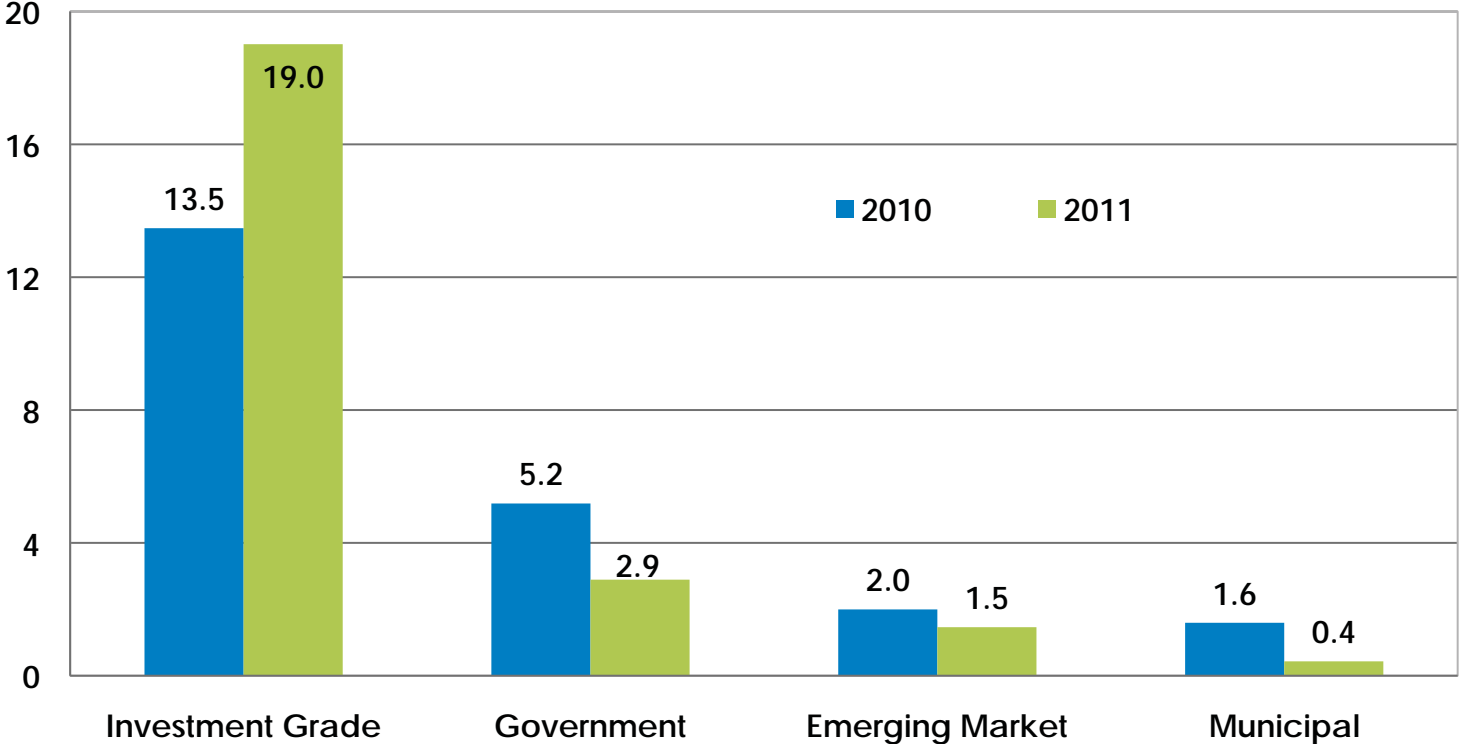


# ETF Flows – Fixed Income



# ETF Flows – Fixed Income

ETF Flows by Fixed-Income Category (\$B)



# Corporate Bonds

---

- ▶ High Quality
- ▶ Junk
- ▶ Senior Loans



# International/Foreign Debt

---

- ▶ Worth the risk?



# Economic Environment

---

- ▶ What if corporations start spending?
- ▶ Will we see the economy pick up?
- ▶ Positioning client portfolios



# S&P 500 Sector Dividends

Sector	Contribution			Yield			Paying Issues			Yield of Payers
	2007	2010	11/8/2011	2007	2010	11/8/2011	2007	2010	11/8/2011	11/8/2011
Consumer Discretionary	6.67%	7.88%	7.81%	1.57%	1.39%	1.57%	68	59	58	2.04%
Consumer Staples	11.62%	16.88%	15.89%	2.25%	2.98%	3.08%	37	39	40	3.10%
Energy	8.40%	11.60%	11.08%	1.27%	1.81%	1.89%	31	31	33	1.98%
Financials	29.12%	9.06%	11.93%	3.32%	1.06%	1.84%	89	69	73	2.07%
Health Care	10.81%	12.95%	12.45%	1.78%	2.22%	2.33%	25	22	27	3.02%
Industrials	11.97%	12.42%	11.92%	2.05%	2.13%	2.42%	52	55	57	2.46%
Information Technology	5.95%	9.31%	10.59%	0.71%	0.94%	1.15%	26	32	38	1.91%
Materials	3.40%	3.55%	3.68%	2.02%	1.78%	2.17%	26	28	30	2.19%
Telecommunication Services	6.62%	8.56%	7.61%	3.63%	5.17%	5.40%	8	6	5	5.98%
Utilities	5.44%	7.78%	7.04%	2.98%	4.42%	4.08%	28	32	31	4.21%
<b>S&amp;P 500</b>	<b>100.00%</b>	<b>100.00%</b>	<b>100.00%</b>	<b>1.98%</b>	<b>1.87%</b>	<b>2.14%</b>	<b>390</b>	<b>373</b>	<b>392</b>	<b>2.53%</b>

# Other Yield Options

---

- ▶ Preferreds
- ▶ REITs
- ▶ MLPs
- ▶ Inverse/Leverage



# Questions?

**THANK YOU!**

# CE Credits

## CIMA CE Credit

To receive 1 CE hour toward  
the CIMA®/CIMC®/CPWA® designations

Log on to: [www.imca.org/main/do/reportCIMACE](http://www.imca.org/main/do/reportCIMACE)

Click on “Non-IMCA Continuing Educational Hours Submittal Form”

CE Sponsor Name: Financial Advisor Magazine

Customer ID: 113555

**Program ID: 11FAM046**

**Complete form and follow submittal directions**

A recording and the slides of this presentation will be available at  
<http://www.fa-mag.com/scottrade11>

Sponsored by



Produced by



# CE Credits

CFP Board CE Credit  
To receive 1 General CE credit

Log on to: [www.cfp.net](http://www.cfp.net)

Log in to your online CFP Board Account

(email address and password are needed)

CE SPONSOR: Financial Advisor Magazine

CE SPONSOR ID NUMBER: 2839

PROGRAM NAME: Webinar - Finding Yield With ETFs

PROGRAM ID: 11172011

HOURS GRANTED: 1.00

A recording and the slides of this presentation will be available at  
<http://www.fa-mag.com/scottrade11>

Sponsored by



Produced by

